


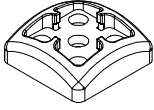
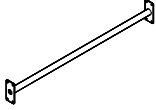
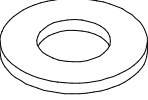
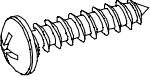

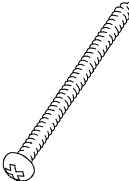
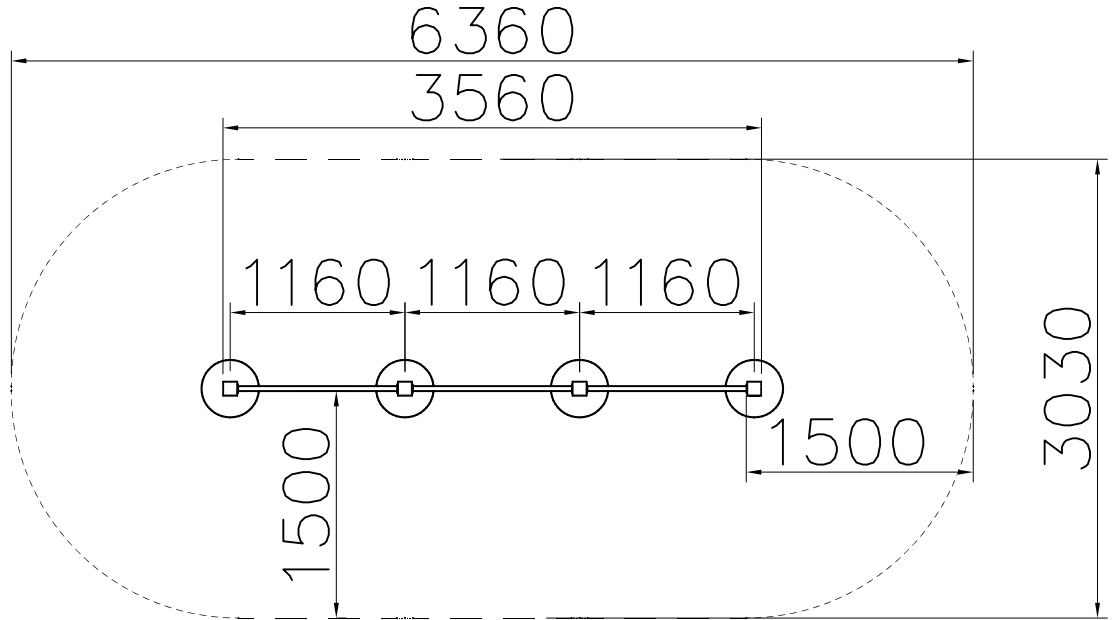
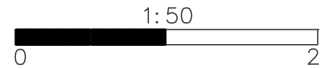


DATE: 8.12.2015

| | | | | | | | | | | | |
|--|-----------|---|----------|--|-----------|--|-----------|---|----------|---|----------|
| 702286  90x50 | PCS 1 | 706484-602  93x93x2150 | PCS 4 | | PCS | 905138  GRAY | PCS 4 | 905196  GRAY | PCS 4 | 905838-216  L 1060 | PCS 3 |
| 909256  Ø16/8.4 | PCS 24 | 909506  Ø3.5x13 | PCS 4 | 980123  Ø7x60 | PCS 24 | 980131  Ø6x60 | PCS 16 | | PCS | | PCS |
| | PCS | | PCS | | PCS | | PCS | | PCS | | PCS |
| | PCS | | PCS | | PCS | | PCS | | PCS | | PCS |
| | PCS | | PCS | | PCS | | PCS | | PCS | | PCS |
| | PCS | | PCS | | PCS | | PCS | | PCS | | PCS |
| | PCS | | PCS | | PCS | | PCS | | PCS | | PCS |

- EN/AS Impact Area 17.4 m²
- Falling Space 17.4 m²
Max Falling Height 1400 mm



THE METAL BARS MAY VARY IN HEIGHT.
THE VARIATION MAY BE MAX. 500 MM
BETWEEN TWO ADJUSTING BARS AND
THE MINIMUM HEIGHT UNDER THE BARS
TO THE GROUND IS 700 MM.

